
















# CRIMP CHART







Mar 2023



## GATES GLOBAL 'GS' & 'GSP' SERIES 2-PIECE NON-SKIVE

		-03	-04	-05	-06	-08	-10	-12	-16	-20	-24	-32
		3/16"	1/4"	5/16"	3/8"	1/2"	5/8"	3/4"	1"	1-1/4"	1-1/2"	2"
	FERRULE → <b>G1</b>				20.05	22.85	26.80	32.25	40.65	49.80	58.40	71.10
	FERRULE → <b>MXT/-XTP</b>				20.20	23.00	26.55	31.50	38.75			
	FERRULE → <b>MXG4K/-XTP</b>				20.70	23.20	27.70	33.25	43.95			
	FERRULE → <b>G2</b>				21.35	23.90	27.45	33.00	41.40	51.80	60.05	72.90
	FERRULE → <b>G2XH</b>				21.35	23.90	27.45	33.00	41.40	51.80	60.05	72.90
	FERRULE → <b>M3K/-MTF/-XTF</b>				19.20	22.75	27.45	33.00	40.90			
	FERRULE → <b>M4K/-MTF/-XTF</b>				20.70	23.00	27.45	33.00	41.15			
	FERRULE → <b>M4K/-MTF/-XTF</b>								43.70			
	FERRULE → <b>M5K/-MTF/-XTF</b>				20.70	23.90						
	FERRULE → <b>M2T/-MTF/-XTF</b>				20.70	23.00	27.20	32.75	38.35		57.90	70.10
	<b>MegaTech II</b>										59.95	72.90
	<b>GMV</b>										56.90	70.85
	<b>Multi Master GMV</b>										57.05	70.65

## GATES GLOBAL 'GS' & 'GSP' SERIES 2-PIECE NON-SKIVE

		-03	-04	-05	-06	-08	-10	-12	-16	-20	-24	-32
		3/16"	1/4"	5/16"	3/8"	1/2"	5/8"	3/4"	1"	1-1/4"	1-1/2"	2"
	FERRULE → <b>EFG3K/-MTF</b>									52.05	62.00	74.55
	FERRULE → <b>EFG4K/-MTF</b>				24.90	27.45	33.55	37.60	44.45	52.05		
	FERRULE → <b>EFG5K/-XTF/-MTF</b>				24.90	27.45	33.55	37.60	44.45	56.65		
	FERRULE → <b>EFG6K/-MTF</b>				24.90	27.45	33.55	37.60	44.45	56.65		

## GATES GLOBAL MAX 'GSM' SERIES 1-PIECE NON-SKIVE

		-03	-04	-05	-06	-08	-10	-12	-16	-20	-24	-32
		3/16"	1/4"	5/16"	3/8"	1/2"	5/8"	3/4"	1"	1-1/4"	1-1/2"	2"
	FERRULE → <b>EFG5K/-MTF</b>										63.75	79.25
	FERRULE → <b>EFG6K/-MTF</b>										63.75	79.25

NOTE: CRIMP DIMENSIONS in 'mm'. AVERAGE TOLERANCE +/- 0.25 mm.

## TEXSLEEVE NYLON HOSE BURST PROTECTIVE SLEEVE

PART NUMBER	ID FLAT MM	OD MM	Suits G1, G2 Dash Size with S Series couplings	PART NUMBER	ID FLAT MM	OD MM	Suits G1, G2 Dash Size with S Series couplings
TEXS17	27	17		TEXS47	74	47	-16
TEXS20	31	20	-3	TEXS53	83	53	
TEXS23	36	23	-4	TEXS55	86	55	
TEXS25	39	25	-5	TEXS60	94	60	-20
TEXS27	42	27	-6	TEXS66	104	66	
TEXS31	49	31	-8	TEXS73	115	73	-24
TEXS33	52	33	-10	TEXS85	134	85	
TEXS36	54	36		TEXS93	146	93	-32
TEXS40	63	40		TEXS112	176	112	
TEXS44	69	44	-12	TEXS127	292	127	



Due to continual product improvement, we reserve the right to alter this information without notice. For current crimp information visit: [www.southcott.com.au](http://www.southcott.com.au)