



SDM080




SD4



SD5




SD11



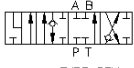
SDM140



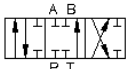
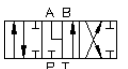
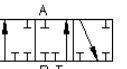
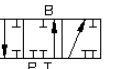
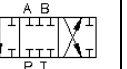

SD14



SD18

SPOOL 4th Pos Float	VALVE SERIES	SPOOL TYPE	Part No.
 TYPE SPY	SD5	5	3CU1242130*
	SD11	5	3CU1442100*

NB: This option requires a modified body.

VALVE SERIES	SPOOL TYPES					
	1 CYLINDER	2 MOTOR	3 SINGLE ACTING ON A	4 SINGLE ACTING ON B	6 ALL PORTS CLOSED	7 P CLOSED A & B TO T
	 TYPE 1	 TYPE 2	 TYPE 3	 TYPE 4	 TYPE 6	 TYPE 7
SDM080	3CU1010130	3CU1025120	3CU1031130	3CU1035130	N/A	N/A
SD4	1CP = 3CU1110110 1N = 3CU1110120	3CU1125130	3CU1131130	3CU1135140	3CU1150130	3CU1155130
SD5	3CU1210130	3CU1225130	3CU1231130	3CU1235120 (requires kit 5V08105022)	3CU1250130	3CU1255130
SD11	3CU1410130	3CU1425130	3CU1431130	3CU1435130	3CU1450130	3CU1455130
SDM140	3CU1310130	3CU1325401	3CU1331130	3CU1335130	N/A	N/A
SD18	3CU1610130	3CU1625130	3CU1631130	3CU1635130	N/A	N/A